




Ideas of ways to practise your spellings

<p>Drawing boxes</p>	<p>Draw around the words making a clear distinction in size where there are ascenders and descenders. Look carefully at the shape of the word and the letters in each box. Now try to write the word making sure that you get the same shape.</p> 
<p>Drawing pictures</p>	<p>This strategy is all about making a word memorable. It links to  meaning in order to try to make the  spelling noticeable</p>
<p>Syllables</p>	<p>Clap and count the syllables in the words.</p>
<p>Rainbow writing</p>	<p>Rainbow writing. Using coloured pencils in different ways can help to make parts of words memorable. You could highlight the tricky parts of the word or write the tricky part in a different colour then repeat. You could also write each letter in a different colour, or write the word in red, then overlay in orange, yellow and so on.</p>
<p>Memory game</p>	<p>Ask your child to write the words out twice (or four times if you have time) on separate pieces of paper. Mix them up and turn them all face down on the table. Take it in turns to turn over two words, if they match you get to keep the pair but if not, you must put them back face down in the same place. The winner is the player with the most matching pairs.</p>
<p>Mnemonics</p>	<p>Make up little phrases for the words. The first letter of each word in the phrase should spell out the key word – seven ants in danger</p>

Snap	Ask your child to write words several times on separate pieces of paper (cut to a similar size). Deal the cards out equally then take it in turns to turn a card over and read the word aloud. If your word matches the previous word shout SNAP! You win all the words on the in the pile. The winner is the only player left in the game to still have cards.
Pyramid spelling	This method of learning words forces you to think of each letter separately. You can then reverse the process so that you end up with a diamond. <div style="text-align: center;"> <p>p py pyr pyra pyram pyrami pyramid</p> </div>
Stairs spelling	As above but in a straight line s st sta stai stair stairs
Countdown	Set a 30 second timer. How many times can they write the same word in 30 seconds. Can they beat their score?
Magnetic letters	Read/spell the word using magnetic letters.
Paint/colour	Colour in words written in bubble writing, paint the word, write the water in sand/glitter.
Silly sentences/words	Making up memorable 'silly sentences' containing the words. You could also say the word in a funny way – for example, pronouncing the 'silent' letters in a word.
Find the meaning	Use dictionaries to find the meaning of the word.