



# Welcome to Woodstone 2026

*Growing together, learning forever*

*Growing  
together,  
Learning  
forever*

1. We keep each other **informed**
2. We **listen** to different opinions
3. We **try our best**
4. We **support each other**
5. We are **proud** of our school

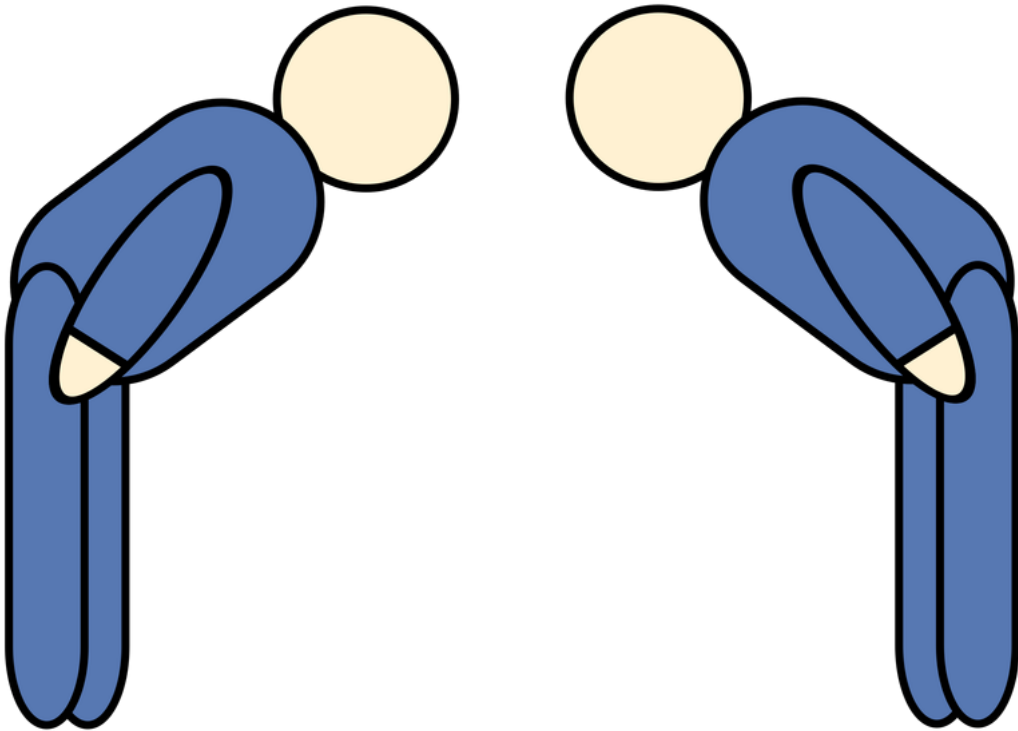


# WOODSTONE

The perfect  
place to start  
your school life...



# Introductions



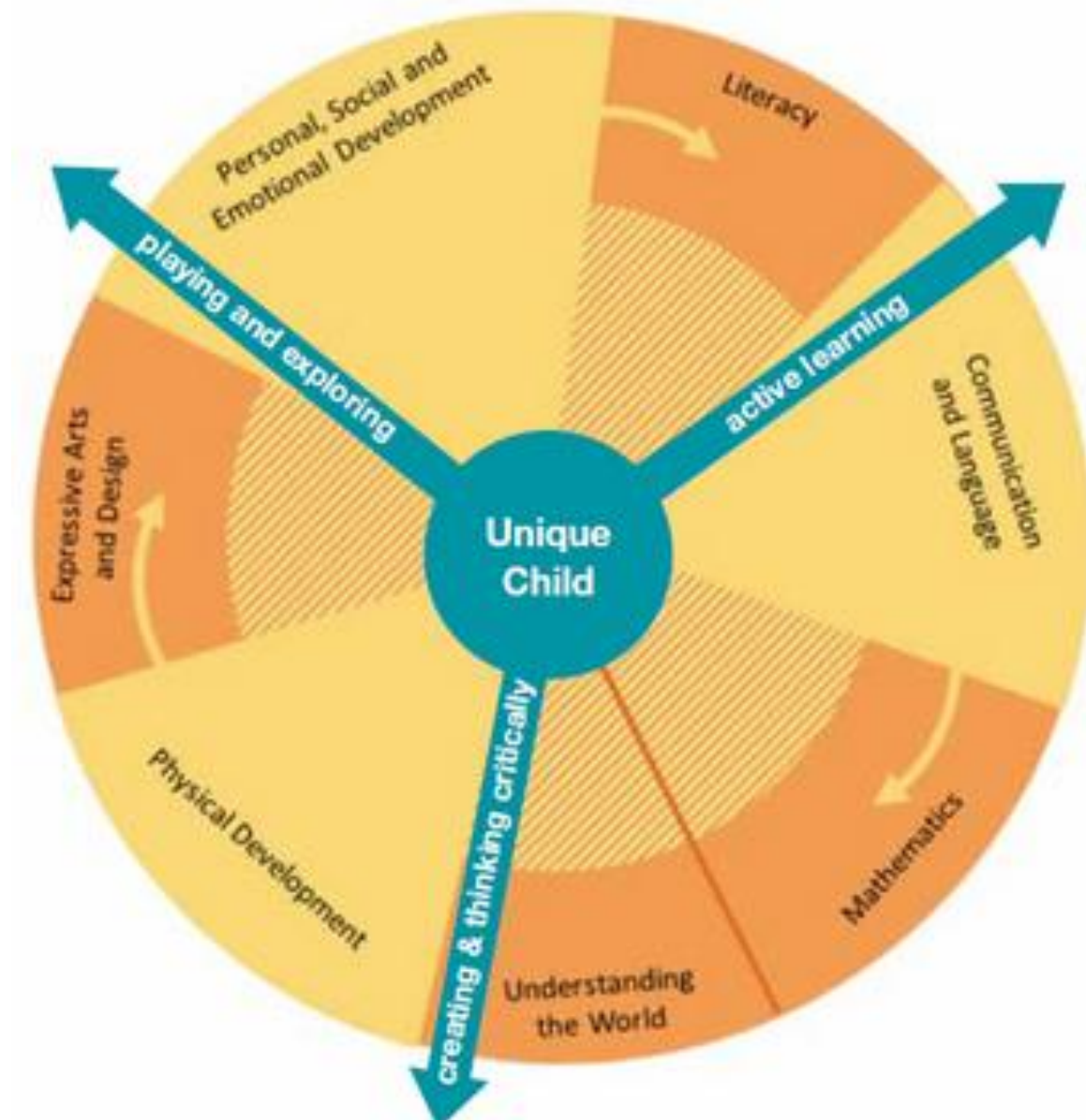


# Transition


- ▶ New Parents' meeting
- ▶ Stay and Play sessions
- ▶ Nursery/pre-school visits
- ▶ 1-1 parent meetings
- ▶ Phased start in August
- ▶ Progress summary from nurseries and pre-schools

# What is the Foundation Stage?

- ▶ Personal, Social and Emotional Development
- ▶ Physical Development
- ▶ Communication and Language
- ▶ Literacy
- ▶ Maths
- ▶ Understanding the World
- ▶ Expressive Arts



# How will my child learn?



# Classroom environment



# Outside area



# Reading and Phonics

- ▶ Reading is the key to all learning and unlocks the rest of the curriculum
- ▶ Children in Reception learn to read through their Phonics lessons, shared reading and guided reading sessions
- ▶ Partnership between home and school
- ▶ Phonics parent meeting in September to find out more



# Forest School



Weekly sessions  
Outdoor learning programme  
Builds children's team working skills, self-esteem and confidence amongst others



Den building  
Using tools  
Woodland management  
Scavenger hunts  
Campfire cooking

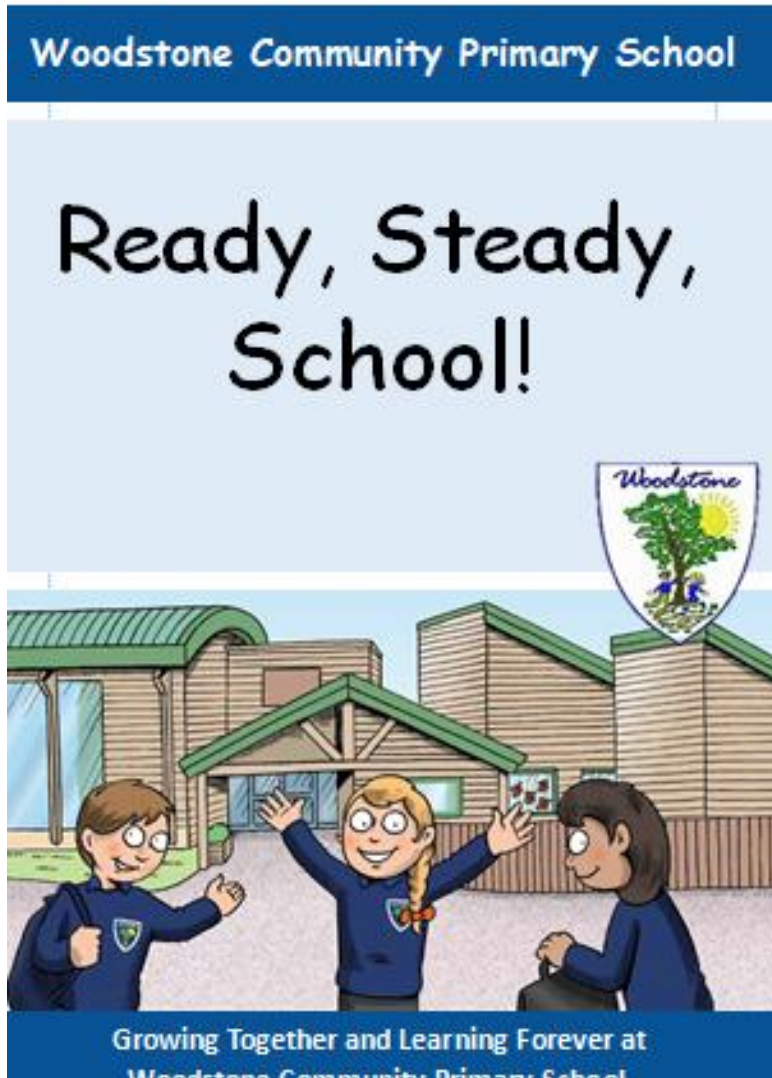
Building obstacle courses  
Natural artwork  
Craft activities  
Tree ID  
Fire lighting

# Forest School kit

- ▶ Waterproofs
- ▶ Wellies (kept in school)
- ▶ Fleece or layers for the winter
- ▶ Gloves and a hat for the winter
- ▶ Long trousers and long sleeves for the summer
- ▶ Please make sure everything is named



# How can I help at home?



# All About Me

(Please add picture here)

Name: .....

Birthday: .....

Please complete this booklet with your child and bring it to school in September. We will be looking through it with your child during their first few weeks at school.

Thank you! The Reception staff team ©

The form is a white rectangular card with a blue border decorated with white polka dots. It features a large dashed-line box for a drawing. Below the box are two lines for writing the child's name and birthday. At the bottom, there is a short paragraph of instructions and a thank-you note from the reception staff.

# RESIDENTIAL VISITS









# THE SCHOOL DAY

- ▶ 8:45 - Doors open
- ▶ 8:55 - The school day begins
- ▶ 9.00 - Assembly
- ▶ 10:40 - Break-time
- ▶ 12:10 - Lunchtime
- ▶ 3:10 - End of the school



# ATTENDANCE



# ATTENDANCE

WOODSTONE	NATIONAL
96.1%	94.5%

# Lunchtime

- ▶ All children are entitled to a free school meal until they finish Year 2
- ▶ Lunches are chosen at the beginning of each day
- ▶ Children can have a hot meal (meat or vegetarian), a jacket potato or sandwich option
- ▶ They can also bring sandwiches from home

# Milk & Fruit

- ▶ Free fruit every day
- ▶ Milk is free until children are 5
- ▶ Named water bottle



# P.E. Kit

P.E. kits need to be in school on a Monday morning and stay in school all week.

Please make sure everything is named- including shoes!

Please can your child bring a pair of wellies to keep at school.






# School Uniform



# Broad & Balanced









# Broad & Balanced

- ▶ Music - curriculum/private lessons
- ▶ Design & Technology - cookery
- ▶ Modern Foreign Languages
- ▶ Art
- ▶ P.E. - Sports Coaches, swimming

# WOODY'S

- ▶ Staffing
- ▶ Opening hours
- ▶ Prices
- ▶ Food
- ▶ Activities
- ▶ Booking





# Transition


School year begins on Monday 24<sup>th</sup> August  
- children attending part time - am or  
pm

The children will be part time for the  
first four days and will stay for their  
lunch on Friday 28<sup>th</sup> August

All children will be full time from  
Tuesday 1<sup>st</sup> September

# Communication

*Growing together, learning forever*



## WOODSTONE NEWS

APRIL 2019 (Newsletter 10 2018 – 2019)

Don't forget to put your clocks forward this Saturday night

**RED NOSE THANKS** – Thank you very much for your generosity in our recent Red Nose charity day. We raised £232.

### FORTNITE – A PARENTS GUIDE

Keeping children safe is of paramount importance to us all. However, these days it's difficult to keep up with online developments. In future newsletters we will include articles which parents might find useful. We start today with a few snippets of information about **Fortnite** – Battle Royale. For the full article go to: <https://www.saferinternet.org.uk/blog/parents-guide-fortnite-battle-royale>

What age rating is **Fortnite**? **Fortnite** has a **PEGI rating of 12**, PEGI have said this is due to the: *'frequent scenes of mild violence. It is not suitable for persons under 12 years of age'*. This PEGI rating only takes into account the content in the game and not the contact element, where players may be exposed to swearing and offensive language from strangers in voice or on-screen text chat.

What do I need to know?



# Website


! We are now taking bookings for our Woody's summer club - places are limited so be sure to book your

Select Language | Search... | Login

About Us | Parent Info | Classes | Curriculum | Letters | Calendar | Key Info | Contact | Gallery

Woody's | New Intake August 2021

Growing Together, Learning Forever



The image shows a screenshot of the Woodstone school website. At the top, there is a blue banner with a yellow exclamation mark icon and the text 'We are now taking bookings for our Woody's summer club - places are limited so be sure to book your'. Below this is a dark blue navigation bar containing a 'Select Language' dropdown menu, a search bar with a magnifying glass icon, and a 'Login' button. Underneath the navigation bar is a white horizontal menu with links for 'About Us', 'Parent Info', 'Classes', 'Curriculum', 'Letters', 'Calendar', 'Key Info', 'Contact', and 'Gallery'. Below the menu, there is a section for 'Woody's' with a link for 'New Intake August 2021'. The main content area features a large photograph of the school building, which has a green corrugated metal roof and light-colored wooden siding. The school's crest, featuring a tree and the word 'Woodstone', is positioned to the left of the photo. The slogan 'Growing Together, Learning Forever' is centered over the image. Navigation arrows are visible on the left and right sides of the photo, and a small circular icon is in the bottom left corner.

# What if there's something I need to know?

We are here to work together with you to ensure the best for your child

We operate an open door policy, so please feel free to come and ask if you have any queries or concerns

We also have a class email  
[reception@woodstone.leics.sch.uk](mailto:reception@woodstone.leics.sch.uk)

