

## Daily Learning Tasks

### English






#### Animal description

This week, we will be working towards a fun animal description, without saying what the animal is!

Good descriptive writing includes many vivid sensory details that paint a picture and appeals to all of the reader's senses of sight, hearing, touch, smell and taste when appropriate.

Today I want you to explore the different senses! Now you have your animal, I want you to complete the activity on slide 3 thinking about what the animal might, hear, see, taste, touch and smell...

Remember, don't send it!  
I will guess them all when the description is written!

Smell 	Sight 
<input type="text"/>	<input type="text"/>
Touch 	Hear 
<input type="text"/>	<input type="text"/>
<input type="text"/>	Taste 

### Spellings:

Copy the following words to practice handwriting and then put them into a sentence.

**Spelling pattern – ('shun' sound spelt as sion)**

**explosion, television, decision, collision, vision**

## Maths

### 1. Division facts games

<https://www.topmarks.co.uk/maths-games/hit-the-button>

Focus on dividing by 3 and dividing by 5 this week.

### 2. Number sequence

Look at the sequence below. Fill in the missing boxes and continue the sequence. Can you explain the sequence?

□, 16, □, 32, □, 48,

### 3. White Rose Maths

Follow the website link below:

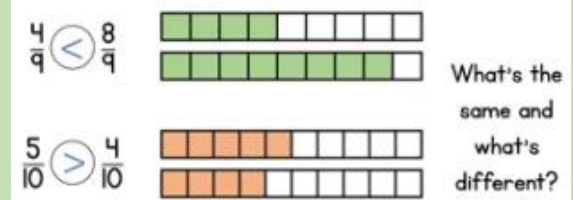
<https://whiterosemaths.com/homelearning/year-3/>

**Click on Summer 1, Week 1**

#### **Lesson 3 – Compare Fractions**

Click on 'get the activity' This will give you the questions that you need to complete.

- Watch the video and complete the activity alongside. It will tell you when to pause.
- Check the answers (The answers are under the activity)



## Compulsory Topic Task

### Art

I was thinking about how fantastic your Iron Man sketches were. Choose a picture of your favourite animal and sketch it!

There is a video link to remind you of the sketching techniques that we have learnt about.

<https://www.youtube.com/watch?v=iijhNQyF-gg>

Please send pictures to:

[year3@woodstone.leics.sch.uk](mailto:year3@woodstone.leics.sch.uk)



### Grammar

This week we will be exploring subordinate clauses. Watch the video and complete the practise question.

<https://www.bbc.co.uk/bitesize/topics/zwwp8mn/articles/zqk37p3>

Complete the task on slide 6. Slides 4 and 5 will help you.

## Optional Extended Task

### Rainbow Inspiration

The rainbow has been a well recognised sign throughout this difficult period!

We may not be through it yet but there is light at the end of the tunnel.

Create a rainbow in the most unique way possible! I have shared some ideas below.

Send me pictures of your finished rainbows to:

[year3@woodstone.leics.sch.uk](mailto:year3@woodstone.leics.sch.uk)



Smell



Sight



Touch



Hear



Taste



Write the different thing that your animal might smell, see, touch, hear and taste. Try and include some adjectives to describe each word e.g. soft, fleshy meat

# What Is a Subordinating Conjunction?

A **subordinating conjunction** is a word which still **links two clauses** together in a sentence, but the **subordinate clause** it adds does not make sense on its own.

Let's look at a few examples:



I will be late **if** I don't get on the next bus.

Subordinate Clause

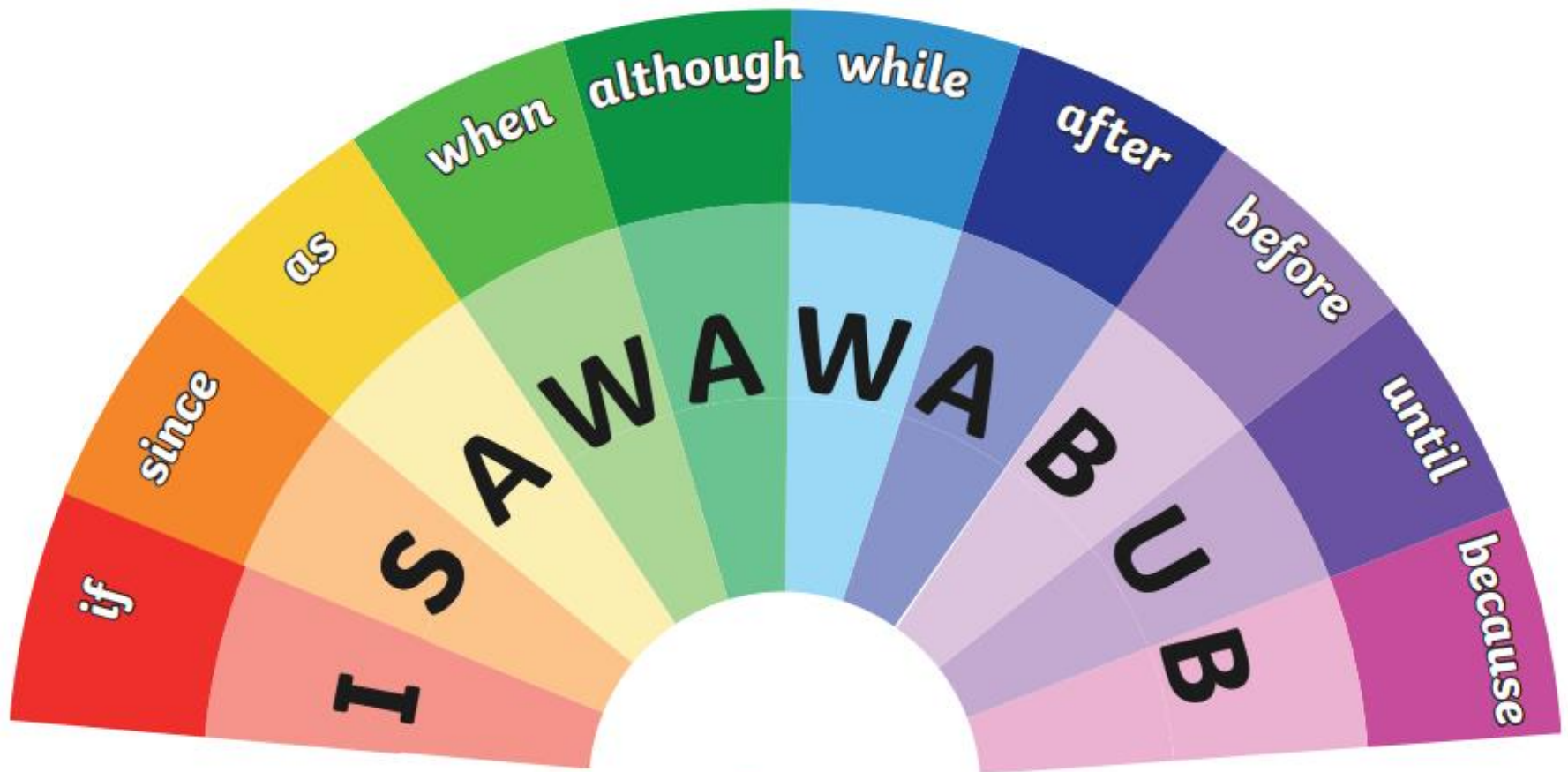
'I will be late' is the **main clause**. This clause makes sense on its own. The **subordinating conjunction** in this sentence is 'if'. It starts the subordinate clause.

'if I don't get on the next bus' is the **subordinate clause**. This doesn't make sense on its own but does add extra information to the main clause.



# Subordinating Conjunctions

Here are 10 of the most common subordinating conjunctions. They are used at the beginning of a subordinating clause which is a clause that doesn't make sense on its own.



# Subordinating Conjunction Jigsaws



I SAW A  
WABUB!



Use your super sentence writing skills to create a complex (multi-clause) sentence using different subordinating conjunctions. Read the main clause on the puzzle pieces, add an appropriate subordinating conjunction and then add your own subordinate clause. The first one is done for you as an example.

1.

The cold wind blew  
violently

after

the tornado hit the village.

2.

The relaxed man snored  
on his sofa

3.

Florence jumped high  
into the air

4.

I hate Sundays