

Daily Learning Tasks

English

Planning our story



Listen again to the story 'The Great Kapok Tree'. <https://www.youtube.com/watch?v=J1Teb-jTyl>

Use the plan on slide 2 and your own tree from last week to make a plan for your own story.

Your story will be written in the same style as 'The Great Kapok Tree' with animals visiting a character and giving reasons why the tree should not be taken down.

My Dilemma Story Plan

The great tree	My main character	
The dilemma		
Three visitors who try to persuade the character during the period of waiting		
The resolution		
What speech acts for my characters	Persuasive devices my characters will use	How words and other features make for my story



Spellings:

Copy the following words to practice handwriting and then put them into a sentence.

Spelling pattern – (wa words making the o sound)

wand, swab, swallow, swamp, swap

Maths

1. Division facts games

<https://www.topmarks.co.uk/maths-games/hit-the-button>

Focus on dividing by 2 and dividing by 10 this week.

2. Compare numbers

Generate pairs of number using number cards, e.g. 234 and 512.

Compare them using the > (greater than) < (less than) and = (equal to) symbols.

Say your sentences to show you understand what each symbol represents.

3. White Rose Maths

Follow the website link below:

<https://whiterosemaths.com/homelearning/year-3/>

Click on Week 2

Lesson 5 – Equivalent fractions (1)

Click on 'get the activity' This will give you the questions that you need to complete.

- Watch the video and complete the activity alongside. It will tell you when to pause.
- Check the answers (The answers are under the activity)

Do you agree with Ron and Whitney? Have a go

$\frac{1}{2}$ is equivalent to $\frac{2}{4}$ because 2 have added 1 to both the numerator and denominator. Not equivalent

Compulsory Topic Task

Geography

This week, we will be finding out about the rainforests of the world.



Today we will be finding out the names of Rainforests and where they are in the world. Complete the activity on slides 4 and 5.

You should find all of the information on the sites below:
<https://www.theschoolrun.com/homework-help/rainforest-habitats>

<https://www.nationalgeographic.com/environment/habitats/rainforest-map/>



Grammar

This week we will be looking at the -ly suffix. Complete the short task on slide 6.

The rules provided will be very handy for the rest of this week!

Optional Extended Task

Animal Baking

Make your own animal bread rolls!

Use the link to find a great recipe to make your own animal bread rolls!

<https://www.cookingwithmykids.co.uk/animal-rolls/>

Send me pictures of your finished bread!

year3@woodstone.leics.sch.uk



My Dilemma Story Plan

The great tree

My main character

The dilemma

Three visitors who try to *persuade* the character during the period of waiting:

--	--	--


The resolution

Useful speech verbs for my characters

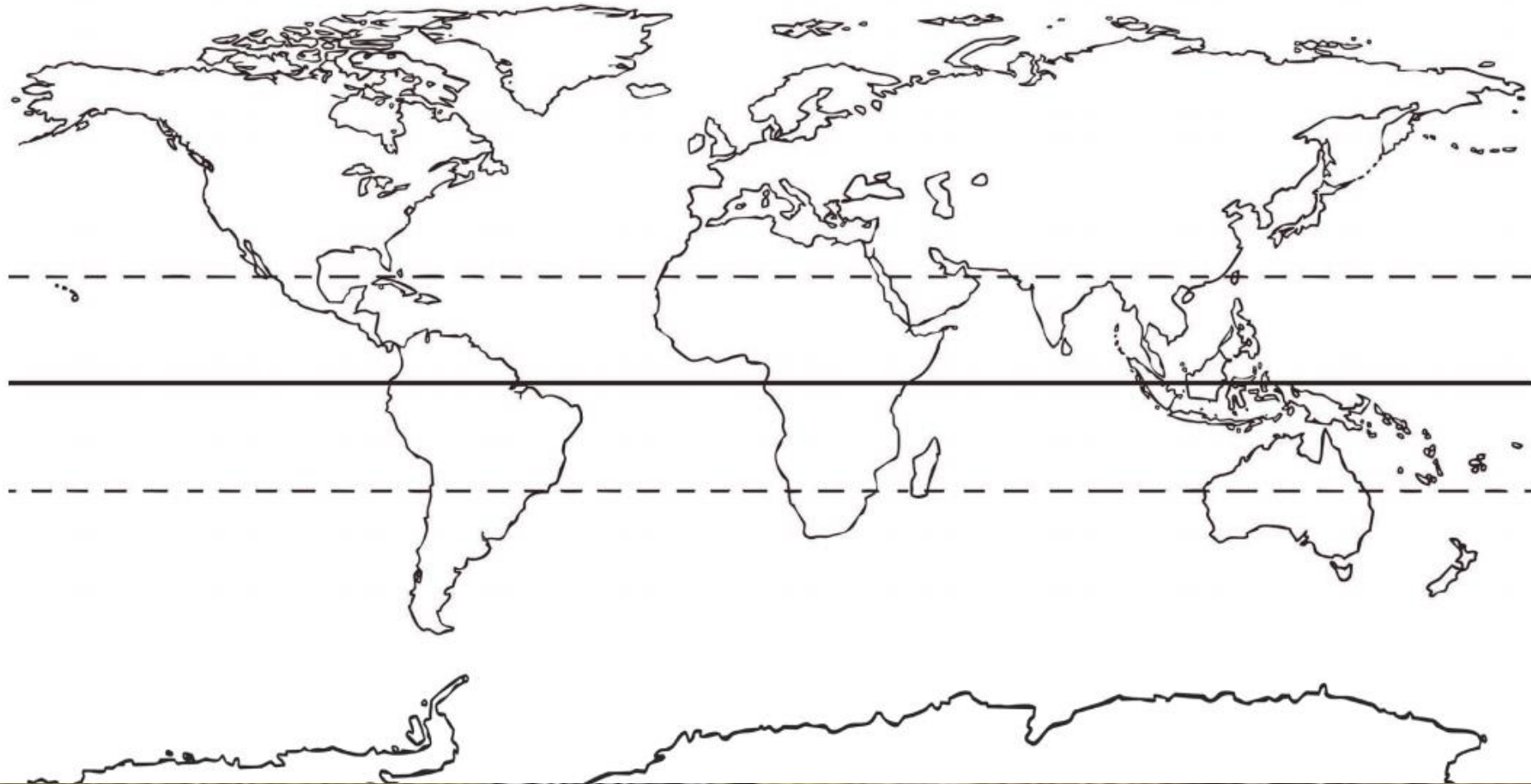
Wow words and other brilliant vocab for my story

Use this sheet to plan your story.

You may add any extra details that will help you to write your story tomorrow.



Map of Tropical Rainforests of the World Activity



Map of Tropical Rainforests of the World Activity

1. Find and label these continents on your map:

- Africa
- Antarctica
- Asia
- Australia
- Europe
- North America
- South America

2. Find and label these rainforests on your map:

- Amazon Rainforest
- Congo River Basin Rainforest
- Daintree Rainforest
- Madagascar Rainforest
- Southeast Asian Rainforest



Rules for adding -ly to a word:

1. Most words—just add -ly

soft ➡ softly

2. If the base word ends in -y, change the y to an i and add -ly

happy ➡ happily

3. If the base word ends in -le, change the -le to -ly

gentle ➡ gently

4. If the base word ends in -ic, add -ally

magic ➡ magically

5. If the base word ends in -l, add -ly

careful ➡ carefully

Using the rules, change the root words below by applying the correct spelling rule:

1. Proud

2. Angry

3. Tragic

4. Powerful

5. Cautious

6. Eager

7. Sad

8. Practical