

### Spellings

(practise these in your neatest, joined handwriting)

sledge	bridge
sludge	dodge
smudge	fudge
badge	fridge
edge	wedge

Can you think of any other words with the same spelling pattern?

Hello Year 2! I hope you are enjoying our new 'Scented Garden' topic.  
Here are your tasks for Tuesday  
Miss Clement ☺

# The Scented Garden

### English

Today we are going to write our story about our fictional character and their experiences of home schooling just like Fipsy. Watch Axel's story again <https://www.bl.uk/childrens-books/activities/minature-books-by-your-favourite-authors> and write your story into your home learning book. Try to talk about how your character feels about the different things they experience - how do they feel about not going to school? How do they feel about the different activities they have done? What have they enjoyed? We will be writing this up in neat into our miniature books tomorrow.

### History - Helen Keller and Louis Braille

Hopefully you had chance to investigate some of your senses around the house and in the garden yesterday. Today we are going to learn about two remarkable people who learnt how to explore the world without the use of some of their senses. Watch this video to find out all about Louis Braille

<https://www.youtube.com/watch?v=8hzPIKmcHUA> and read the story of Helen Keller on the next few slides. Then, have a go at the matching activity and write your own code messages using Braille lettering. You can find the Braille alphabet on slide 6. You could ask an adult to help you make raised dots in a piece of card, or just draw the dots with a pencil.

### Maths

First, warm up your brain with this 100 square jigsaw <https://nrich.maths.org/5572> - can you fit all the pieces into the correct place?

Then we are working on Summer Term - Week 4 w/c 11<sup>th</sup> May focusing on Lesson 2 - 'Add 2-digit numbers' today. Remember the worksheets and answer sheets are no longer freely available to download from the White Rose website so these will be uploaded onto the home learning page as separate documents. You can find the video lesson here:

<https://whiterosemaths.com/homelearning/year-2/>

Helen Keller was born in America in 1880.

She was born with the ability to see, hear, and speak.

However, she suffered an illness when she was 19 months old and became deaf and blind.

She was an unhappy child until she met a special teacher, Anne Sullivan, when she was six years old.



Anne wanted to help Helen. She taught Helen different words by spelling each letter into her hand.

She also let Helen touch her face so she could feel the words she was speaking.

Anne also encouraged Helen to use her senses of touch and smell to explore the world around her.





Helen was a quick learner, and she soon learned to spell, read and write.

Many people were amazed that a person who couldn't see or hear could learn and do so much.

With Anne by her side, Helen went to university, travelled all over the world and became a famous author.



Throughout her life, Helen used her sense of touch and smell to help her understand and enjoy the world.

She often wrote about the feel or smell of something in her letters and books.

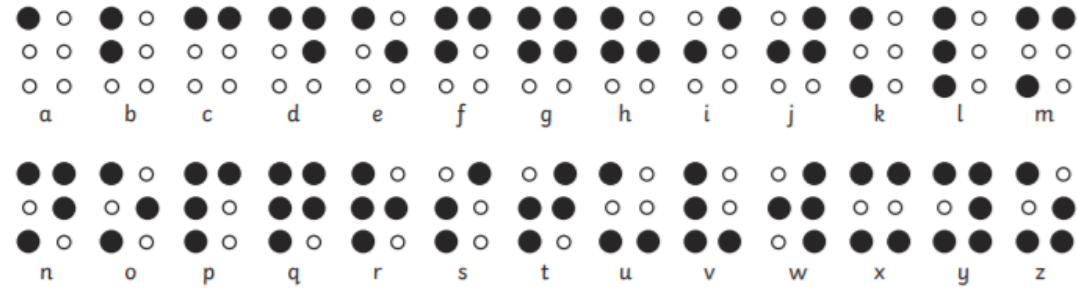
She famously wrote:









‘Smell is a potent wizard that transports you across thousands of miles and all the years you have lived.’



# Braille Matching Activity

Draw lines from the letters to match the braille alphabet. The braille alphabet is written below to help you.



		<b>b</b>
		<b>s</b>
		<b>t</b>
		<b>u</b>
		<b>z</b>
		<b>r</b>
		<b>o</b>
		<b>c</b>